
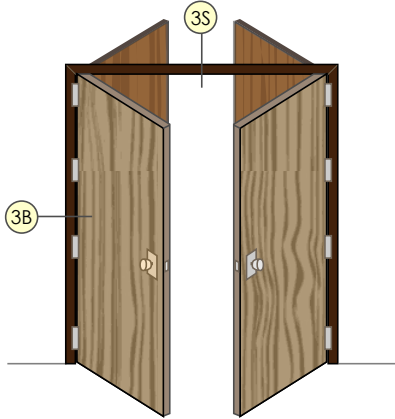


3B Jamb Hinge/Hinge - Kerfed




**TA-46 Gasket:** Weather Strip/Smoke Seal. Available in Browntone and White.

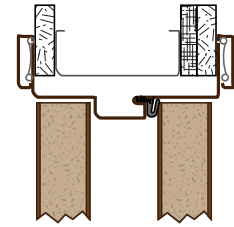
**Note:** Specify Color and Length.



KERFED FRAME - PAIR COMMUNICATING



3C Jamb Hinge/Strike - Kerfed



3S Header - Kerfed

## RELATED INFORMATION

FRAME MATERIALS	DOOR SIZE AND WEIGHT	JAMB DEPTH RANGES	RATINGS
Prefinished Steel	<b>Max. Door Weight:</b> 200 Lbs. each  <b>Max. Door Width:</b> 2 x 4' - 0"  <b>Max. Door Height:</b> 8' - 0"	<b>Jamb Depths:</b> 5 3/8" to 8"	STC-28
DOOR THICKNESS			
1 3/4" only			
FRAME THICKNESS			
18 gauge			

All widths and heights are inside dimensions - net door or glass opening size.

## FIRE RATING

JAMB DEPTH RANGE	45, 90 MINUTE	GENERAL INFORMATION
<b>Min. Jamb Depth:</b> 5 3/8"  <b>Max. Jamb Depth:</b> 8"	<b>Max. Width:</b> up to 6'  <b>Max. Height:</b> 8' - 0"	<b>Max. Width:</b> over 6' up to 8'  <b>Max. Height:</b> 8' - 0"

All dimensions shown are inside dimensions - net door opening size.

\* Tested and approved for Neutral Pressure only - not Positive Pressure approved.

Distributors of Timely Frames may be approved to purchase labels and apply them to frames at their own facility. Intertek has set guidelines and a fee schedule for this program. Requirements and prices are available from Timely or Intertek.

- All openings approved for Positive and Neutral pressure unless otherwise noted.
- All ratings apply to steel stud, wood stud, or masonry construction.
- All ratings approved for category "A" and "B" doors with category "G" edge sealing.
- Timely's fire rated Metal "U" Insert is recommended for masonry installations. If wood sub-frame is used in place of Metal "U" Insert, it will be necessary to use fire rated drywall on both sides of wood to maintain fire rating.
- Wood or Aluminum casing does not affect ratings on door frames. Wood casing must be applied with hot melt glue or contact adhesive on 90 minute rated frames and on all glazed openings with 45 minute or 60 minute rating. On all other fire rated frames, wood casing can be applied with nails or finish head screws on jambs and mullions.
- Embossed WHI 90 min. label is available for Primed Frames only.
- Metal 90 min. label riveted to frame is available only.

**ROUGH OPENING DIMENSIONS**

**WIDTH**

For a pair of doors, the rough opening width is 1 1/4" larger than the total nominal width of the doors plus the width of any astragal mounted between the doors.

Width is sum of the nominal width of both doors leaves plus the astragal if it is mounted between the doors

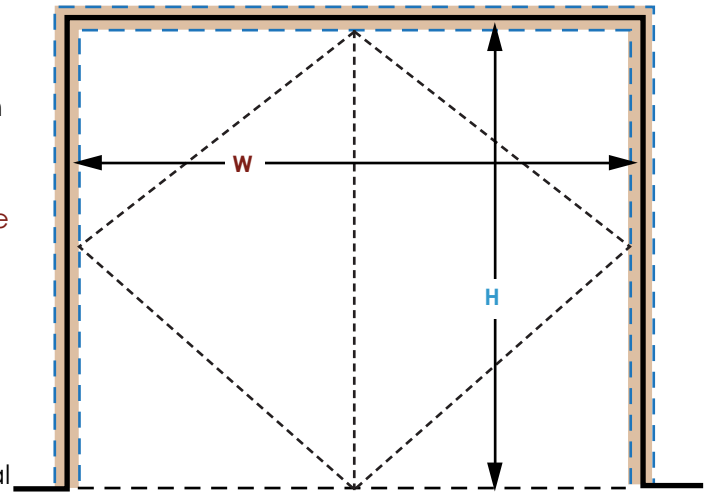
**ROUGH OPENING:** Nominal Door width(s) + astragal width (if mounted between the doors) + 1 1/4"

**HEIGHT**

For a pair of doors, the rough opening height is 1" over nominal height or 13/16" over net height. Since Timely standard frames are actually 3/16" longer than the nominal height (Timely 7'0" frames are actually 7'0 3/16" long).

Height is the inside dimension of the frame

**ROUGH OPENING:** Net door height plus 13/16



**W** = Nominal Door width(s) + Astragal + 1 1/4"

**H** = Nominal door height plus 1"  
 Net door height plus 13/16